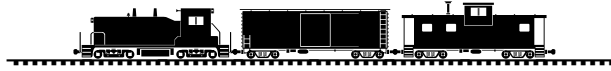
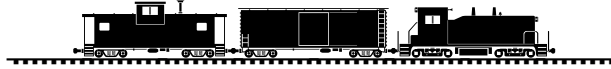


Thank you for your interest in our selection of rail fonts and icons. They are an inexpensive way to turn your PC or Macintosh computer into a rail yard. About all you need to use the fonts is a computer and word processor (that's all I used to prepare this catalog). It's just that easy.

For example, type "wsz" using the Freight font and in your document you get:



On the other hand, if you typed, "ZSW" you would get:




(to add the track, just type "99999" on the next line)

Thumbing through the catalog, you will find that most of the fonts fall into one of three categories: lettering similar to that used by the railroads, rolling stock silhouettes that couple together in your document, and rail clip-art. All of the silhouette fonts fit together, so you can create a real mixed train.

Visit www.RailFonts.com to order the fonts or for more information.

Benn Coifman

CLIPART FONTS:



Rail Art Font 1.0:

This font is based on artwork from timetables, advertisements and other company publications during the golden age of railroading.



More Rail Art Font 1.0:

This font is based on artwork from timetables, advertisements and other company publications during the golden age of railroading.

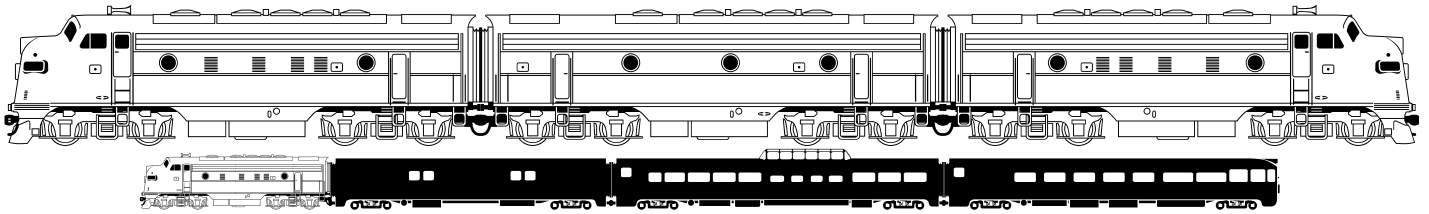


LaGrange Font 1.2:

This font captures the colorful styling of the EMD f-unit in its many faces. Over 50 different paint schemes included. Use the period or comma to add flags.

This file, all accompanying fonts and artwork ©/® Benjamin Coifman. This file may be printed freely and distributed in its entirety, without modification. All other uses are prohibited. The contents are for evaluation purposes only and you may not extract or use the fonts/artwork contained herein for any other purpose.

We claim no ownership to any trademarks included in this catalog or the fonts, they are included/presented WITHOUT any endorsement from the respective owner(s). The use of registered trademarks are restricted by Federal Law. Purchase of this font package does NOT constitute a license to illegally use any trademark. It is the purchaser's responsibility to ensure that they are complying with all applicable laws and the allowed use of a given trademark.



F7 Profile Font 1.0:

This font contains left, right and forward views of the most recognized face in railroading, EMD's F-7. A great schematic, or color it in for your favorite road. Like EMD, you can select from a "wide" range of choices: one or two head lights, optional dynamic brakes, and an optional steam heater. Works with the silhouette fonts too!




Railroad Heralds Font 1.7.1:

This font depicts almost 100 heralds of railroads across the country. Most of the heralds are fallen flags from the 30's and 40's. It's like having an extensive rubber stamp collection, right on your desktop.




Modern Heralds Font 1.0.1:

The modern counterpart to Railroad Heralds. This font depicts over 30 heralds predominately from the 70's and 80's, with a few from the 60's and 90's.



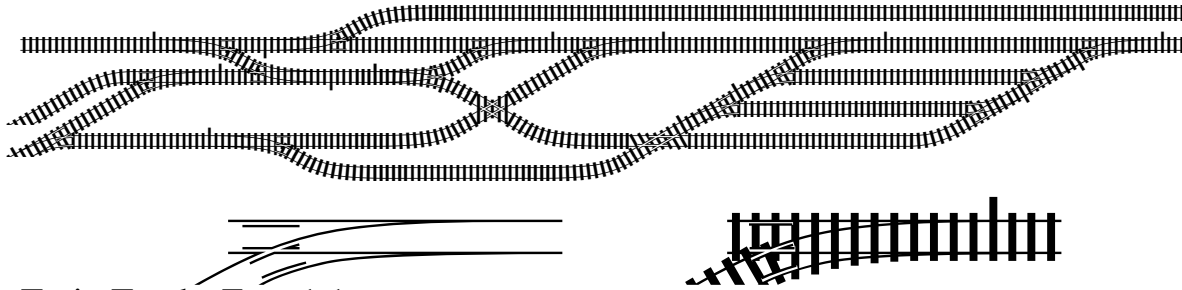
Rail Dingbats Font 1.0:

This font is a clip art collection of everything railroad and all you need is your favorite word processor. Lanterns to locks, oil cans to drivers, brakemen to watches, stations to railroad equipment, "Radio Equipped" to "Watch Your Step", it's all in there. It even features boiler plate numbers 1-20 for newsletter pages numbers.



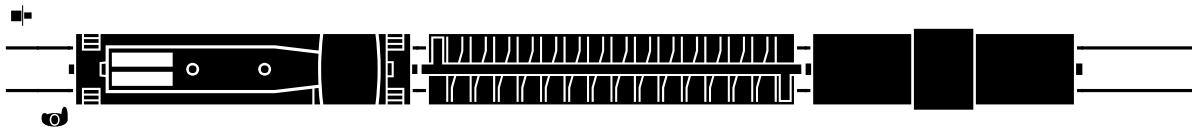
Street Sign Font 1.0:

Now you can easily include your favorite road sign in your documents. "Stop", "Curves ahead", "Slippery when wet", they're all here, over 100 signs to choose from. Great for modelers too!



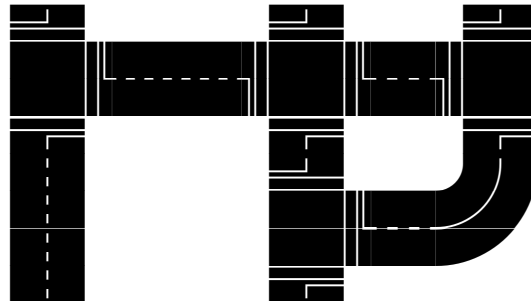
Train Tracks Font 1.1:

This font is the best thing since snap track. It will allow you to layout almost any yard imaginable. And it's easy too! All of the characters fit together right on your word processor. Includes two versions of each segment, with ties for formal occasions and just rail for more casual layouts. A simple change of case toggles between the two options. Great for stationery boarders too!



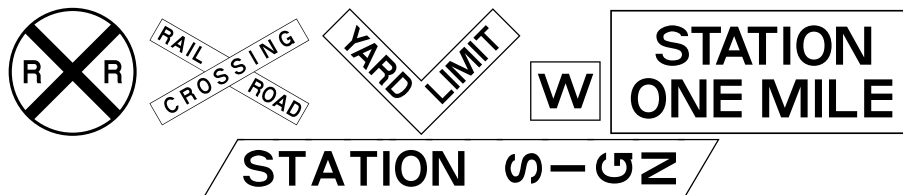
Train Overhead Font 1.0:

This font includes top down views of various freight equipment. Works great on its own, or use it to put trains on the layout you've created with the Train Tracks font (note, the trains are oriented with the text line). Includes transition pieces to allow for precise orientation with the Train Tracks font.



Roads Font 1.0:

First came Train Tracks, but many of the users were multi-modal and wanted to play with cars too. If you live with Hot Wheels, Micro Machines, or other toy cars, why not print off a few sheets of Roads from your printer for an inexpensive play mat. It includes a number of grade crossings to interface with the Train Tracks font.



RR Sign Font 1.0:

Railroad Sign includes the common signs found along the right of way (upper sample). Don't worry, if the font doesn't have what you are looking for, it includes the lettering so that you can make your own matching signs. Included with the package is the Station Sign Font (lower sample), perfect for making your own Junction Signs or banners.

This file, all accompanying fonts and artwork ©/® Benjamin Coifman. This file may be printed freely and distributed in its entirety, without modification. All other uses are prohibited. The contents are for evaluation purposes only and you may not extract or use the fonts/artwork contained herein for any other purpose.

We claim no ownership to any trademarks included in this catalog or the fonts, they are included/presented WITHOUT any endorsement from the respective owner(s). The use of registered trademarks are restricted by Federal Law. Purchase of this font package does NOT constitute a license to illegally use any trademark. It is the purchaser's responsibility to ensure that they are complying with all applicable laws and the allowed use of a given trademark.

LETTERING FONTS - Railroad Romans:

RAILROAD ROMAN

Railroad Roman Font 1.2:

A Roman font in the style of classic railroad lettering. It now comes with two versions, one for modelers and one with small caps, accents, punctuation and better spacing for documents.

RAILROAD ROMAN 2

(NORTHERN PACIFIC)

Northern Pacific Font 1.0:

Compare to the lettering once used by Northern Pacific, this is a new variation of Railroad Roman taken from original railroad stencils. This version is narrower than the first Railroad Roman. Includes small caps, full accents and punctuation.

RAILROAD ROMAN 3

(SOUTHERN PACIFIC)

Southern Pacific Font 1.0:

Compare to the lettering once used by Southern Pacific on the famous Daylights and other trains. This extended roman font includes small caps, numerals and some punctuation, it does not include any accents.

RAILROAD ROMAN 4

(CHESAPEAKE ROMAN)

Chesapeake Roman Font 1.0:

Compare to the lettering once used by Chesapeake and Ohio. This Railroad Roman is based on lettering diagrams and photos. It contains two variations, one with large caps centered on the small caps and another with all letters aligned. These fonts include small caps, numerals and some punctuation, they do not include any accents.

RAILROAD ROMAN 5

(MARQUETTE ROMAN)

Marquette Roman Font 1.0:

Compare to the lettering once used by Pere Marquette. This Railroad Roman is based on lettering diagrams and photos. It contains two variations, one with large caps centered on the small caps and another with all letters aligned. These fonts include small caps, numerals and some punctuation, they do not include any accents.

RAILROAD ROMAN 6

(NORTHWESTERN ROMAN)

Northwestern Roman Font 1.0:

This font is based on the Roman lettering once used by Chicago and Northwestern Railroad. It includes small caps and some punctuation.

RAILROAD ROMAN 7

(CLINCH ROMAN)

Clinch Roman Font 1.0:

This font is based on the Roman lettering once used by Clinchfield Railroad. It includes small caps and some punctuation.

This file, all accompanying fonts and artwork ©/® Benjamin Coifman. This file may be printed freely and distributed in its entirety, without modification. All other uses are prohibited. The contents are for evaluation purposes only and you may not extract or use the fonts/artwork contained herein for any other purpose.

We claim no ownership to any trademarks included in this catalog or the fonts, they are included/presented WITHOUT any endorsement from the respective owner(s). The use of registered trademarks are restricted by Federal Law. Purchase of this font package does NOT constitute a license to illegally use any trademark. It is the purchaser's responsibility to ensure that they are complying with all applicable laws and the allowed use of a given trademark.

LETTERING FONTS:

The Chesapeake font

Chesapeake Font 1.2:

Compare to the lettering once used by Chesapeake and Ohio and Pere Marquette. The letters of this script font link together as you type. Taken from passenger car lettering diagrams, it includes upper and lowercase (up to 19 variations of some letters), accents and full punctuation.

Chesapeake Alternate

Chesapeake Alternate 1.0:

Compare to the lettering once used by Chesapeake and Ohio and Pere Marquette. This alternative version offers a slightly different rendition of the lettering style to better fit your needs or for variety. It includes upper and lowercase, accents and full punctuation.

The Rio Grande Font sample

Rio Grande Font 1.0:

This font captures the style of the D&RGW speed lettering, including a-z, A-Z, etc.. The font includes up to five variations for some letters, allowing you to decide when and where to put the speed blurs. A handsome font for titles as well as text. Includes upper and lowercase, accents and full punctuation.

GRAND CENTRAL

Grand Central Font 1.0:

Compare to the lettering once used by New York Central on the 20th Century Ltd. and other trains. Taken from passenger car lettering diagrams, this font includes small caps, numerals and some punctuation, it does not include any accents.

MILWAUKEE ROAD HERALD ***MILWAUKEE ROAD SKEWED***

Milwaukee Road Herald Font 1.0:

Based on the wayside lettering used by the Milwaukee Road in their herald. Includes two versions, regular and skewed. No punctuation.

NICKEL PLATE ROAD FONT

Nickel Plate Font 1.0:

This font was derived from photos of the herald. All other letters are derived by standard lettering techniques and a very wild imagination. It includes upper and lowercase and numbers.

THE MARYLAND FONT SAMPLE

Maryland Font 1.0:

Compare to the lettering once used by the Western Maryland. This font includes small caps, numerals and minimal punctuation, it does not include any accents. Available alone or in a package deal with the Reading font.

THE READING FONT SAMPLE

Reading Font 1.0:

Compare to the lettering once used by RDG. This font includes small caps, numerals and minimal punctuation, it does not include any accents. Available alone or in a package deal with the Maryland font.

PENNSYLVANIA NINETEEN THIRTY

Pennsylvania 1930's 1.0:

Compare to the lettering once used by the Pennsylvania Railroad for coach names in the 1930's. An extended version included in the package is comparable to the style used on passenger car letterboards. These fonts include small caps, they do NOT include any numerals.

CITYOF (UNION PACIFIC ET AL)

Cityof Font 1.0:

Compare to the lettering used by the Union Pacific Railroad on its freight and passenger trains since the late 1930's. Also once used by the Milwaukee Road for their passenger trains. The font is versatile enough to use in documents or on models. Includes small caps, accents and full punctuation.

E M P I R E B U I L D E R

Empire Builder Font 1.2:

Compare to the lettering once used by Great Northern on the Empire Builder, other passenger trains, and freight locomotives. The font package includes three versions: standard, light, and one with small caps, accents, punctuation and better spacing for documents.

Z E P H Y R

Zephyr Font 1.2:

This is a recreation of the Zephyr Gothic letterface once used by the Chicago Burlington & Quincy on it's name trains (also used by Western Pacific, Denver & Rio Grande Western, Rock Island, and Florida East Coast).

LEHIGH VALLEY

Lehigh Valley Font 1.0:

Compare to the lettering once used on Lehigh Valley equipment and company stationery. Taken from lettering diagrams, this font includes small caps, numerals and some punctuation, it does not include any accents.

EGYPTIAN

Egyptian 1.0:

Compare to the lettering once used by the Southern Pacific Railroad for wayside signs. Taken from lettering diagrams, this font includes includes small caps, numerals and some punctuation.

PENNSYLVANIA WAYSIDE



Pennsylvania Wayside 1.0:

Compare to the lettering once used by the Pennsylvania Railroad for wayside signs. Taken from lettering diagrams, this font includes standard and narrow versions of the lettering. These fonts include small caps, numerals and some punctuation, they do not include any accents.

MILWAUKEE ROAD STATION MILWAUKEE ROAD WAYSIDE

Milwaukee Road Wayside 1.0:

Based on the wayside lettering used by the Milwaukee Road. Includes two fonts, one for station signs and another for other wayside signs. The latter is very similar to the lettering used on the locomotives in the 1970's and 80's.

SEABOARD

Seaboard Font 1.0:

Compare to the lettering once used by Seaboard Air Line on their passenger trains and locomotives, as well as by the Budd Rail Car Co on selected cars. This font includes small caps and some punctuation, it does not include any accents.

ATLANTIC NEW HAVEN

Atlantic -New Haven Font 1.0:

Compare to the lettering once used by Atlantic Coast Line, Richmond Fredericksburg and Potomac, and the New Haven. Includes small caps, accents and punctuation.

ATLANTIC ALTERNATE

Atlantic Alternate Font 1.0:

Compare to the lettering once used by Atlantic Coast Line. Unlike the original Atlantic font, this one has squared corners and is the style found on locomotives. Includes small caps and punctuation.

SEABOARD BLOCK

SEABOARD BLOCK SKEWED

Seaboard Block 1.0:

Compare to the lettering once used by Seaboard Coast Line. These fonts are based on lettering diagrams; they include small caps, numerals and some punctuation, they do not include any accents.

ChesC Font Sample

ChesC Font 1.0:

Compare to the lettering once used by the Chessie System Railroads. This font includes full upper and lower case alphabets.

GOTTHARD

Gotthard Font 1.0:

This font is inspired by the lettering used by several Swiss railway companies. Includes accented characters, small caps and full punctuation.

Burlington

Burlington Font 1.0:

Compare to the lettering once used by the Chicago Burlington and Quincy in their heralds. Includes upper and lower cases, accents and punctuation.

ILLINOIS CENTRAL

Illinois Central Font 1.0:

Compare to the lettering once used by the Illinois Central on their passenger trains. This font includes small caps, numerals and minimal punctuation, it does not include any accents.

ILLINOIS CENTRAL ALTERNATE

Illinois Central Alternate Font 1.0:

Compare to the lettering once used by the Illinois Central on their passenger trains. This alternative version offers a slightly different rendition of the lettering style to better fit your needs or for variety. It includes small caps, numerals and some punctuation..

EXTRA GRAY SAMPLE

Extra Gray Font 1.0:

Compare to the lettering used by CSX. This font includes small caps, two versions of numerals and minimal punctuation.

This file, all accompanying fonts and artwork ©/® Benjamin Coifman. This file may be printed freely and distributed in its entirety, without modification. All other uses are prohibited. The contents are for evaluation purposes only and you may not extract or use the fonts/artwork contained herein for any other purpose.

We claim no ownership to any trademarks included in this catalog or the fonts, they are included/presented WITHOUT any endorsement from the respective owner(s). The use of registered trademarks are restricted by Federal Law. Purchase of this font package does NOT constitute a license to illegally use any trademark. It is the purchaser's responsibility to ensure that they are complying with all applicable laws and the allowed use of a given trademark.

GREAT WESTERN

Great Western Font 1.0:

Crossing the Atlantic, taken from Great Western Railway lettering diagrams, this font depicts the lettering used for GWR locomotive name plates. This font includes small caps, it does NOT include any numerals.

CONSOLIDATED TRUE BLUE

Consolidated Font 1.0:

Compare to the lettering used by Conrail. Small caps lower case, large caps upper case and numbers.

PENN CENTRAL JADE GREEN

Jade Green Font 1.0:

Compare to the lettering used by Penn Central. Small caps lower case, large caps upper case, punctuation, and numerals.

THE MONON FONT

Monon Font 1.0:

Compare to the lettering once used by the Monon Railroad. These fonts include large caps upper case, small caps lower case, and numerals.



U.S. ARMY TRANSPORTATION CORPS

Transportation Corps Font 1.0:

Compare to the lettering once used by the U.S. Army Transportation Corps. Taken from military specifications for railroad equipment (ca. 1946), this lettering was applied both domestically and abroad. The font includes large caps upper case, small caps lower case, numerals, ampersand and three variations of the herald.

ALASKA RR



Alaska Font 1.0:

Compare to the lettering used by Alaska Railroad. Includes small caps, minimal punctuation and logos.

Daylight 1937

Daylight 1937 Font 1.0:

Compare to the lettering once used by the Southern Pacific on the Daylight and other passenger trains starting in 1937. This font includes full upper and lowercase, numerals, and punctuation.

Daylight 1947

Daylight 1947 Font 1.0:

Compare to the lettering once used by the Southern Pacific on the Daylight and other passenger trains starting in 1947. This font includes full upper and lowercase, numerals, and punctuation.

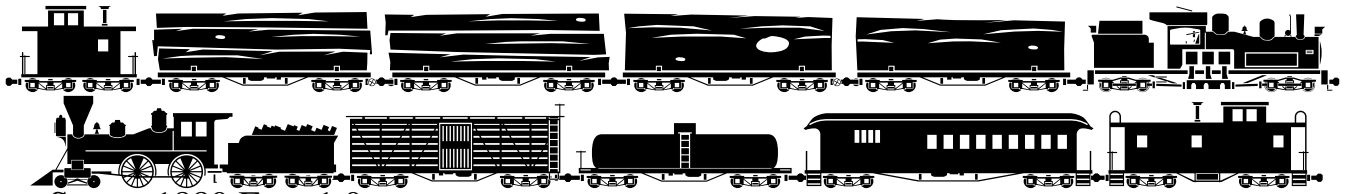
Daylight 1958

Daylight 1958 Font 1.0:

Compare to the lettering once used by the Southern Pacific on the Daylight and other passenger trains starting in 1958. This font includes full upper and lowercase, numerals, and punctuation.


SILHOUETTE FONTS:

Remember that all of the silhouette fonts fit together, so you can create a real mixed train.



Steam-1880 Font 1.0:

A picture font of silhouettes depicting wood burning locomotives, truss rod cars and logging railroads (ca. 1880). Includes right and left views of three different steam engines and several freight and passenger cars. Fully compatible with my other silhouette fonts.



Steam Locomotives Font 1.0:

The spotlight is on the locomotive in this font. It is my first font to include nothing but locomotive silhouettes. Use it alone, or with your favorite silhouette font to make a train. Includes several popular locomotives (N&W's J's, SP's GS-1's) as well as some of the work horses like a Northern, a switcher or two, etc.. Fully compatible with my other silhouette fonts.



Heavyweight Font 2.0:

A picture font of silhouettes depicting the golden age of passenger trains (ca. 1920). Includes right and left views of two different steam engines and several heavyweight passenger cars (coach, combines, chair car, diner, sleepers, observation cars, etc.). Fully compatible with my other silhouette fonts.



Passenger Font 3.0:

A picture font of silhouettes depicting pre-Amtrak passenger trains (ca. 1950). Includes right and left views of several locomotives and passenger cars (three domes, two coaches, four observation cars, etc.). Fully compatible with my other silhouette fonts.



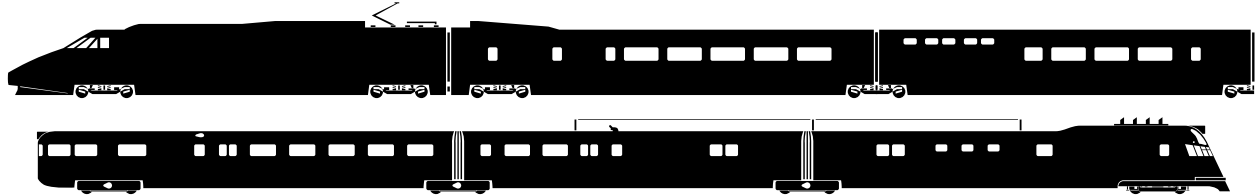
Freight Font 3.0:

A picture font of silhouettes depicting freight trains (ca. 1960). Includes right and left views of six locomotives and most common freight cars. Fully compatible with my other silhouette fonts.



Modern Passenger Font 3.0:

A picture font of silhouettes depicting newer passenger trains (ca. 1960 - 1990). Right and left views of several modern passenger locomotives and passenger cars, including the entire Superliner consist, RDC's and bi-level commuter cars. Fully compatible with my other silhouette fonts.



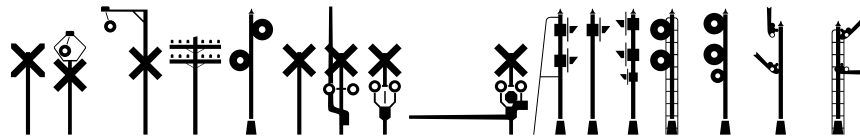
FastTrak Font 2.0:

A picture font of silhouettes depicting High Speed Rail from the first streamliners to the contemporary TGV, ICE, Bullet Trains and even the American Flyer trainset.



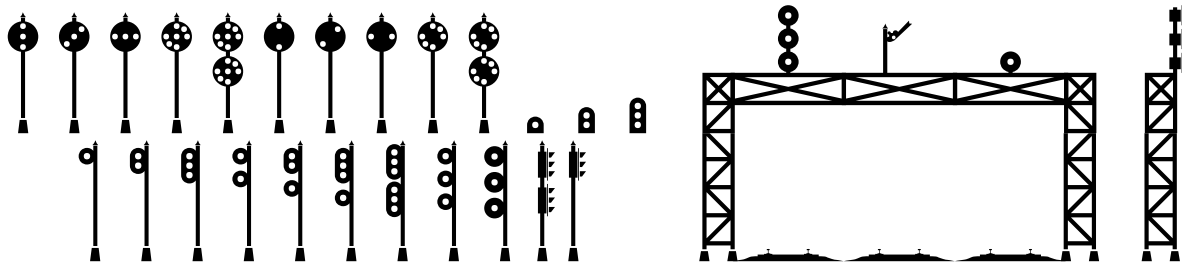
Transit Font 1.0:

A picture font of silhouettes depicting streetcars, interurbans, subway cars and many other transit vehicles, from horsecars all the way through light rail. You can even put the cars under wire and the trolley poles will touch the overhead catenary. Includes left and right views.



Signals Font 2.0:

A silhouette font of various wayside objects. Almost any signal, crossing gate, wig-wag, and semaphore you could possibly want. Works well with the other silhouette fonts or use it as a standalone.



Signals Second Section Font 1.0:

I've gone back and added many signals that were not in the original. Includes position signals, dwarf signals, signal bridges and more. Works well with the other silhouette fonts or use it as a standalone.



1940's Autos Font 1.0:

This font contains several cars and trucks from the 1940's era. A perfect complement to the transit and rail silhouette fonts. The vehicles are scaled to work well with the other fonts. Or, use it alone to hit the highway. Includes left and right views of every vehicle.

This file, all accompanying fonts and artwork ©/® Benjamin Coifman. This file may be printed freely and distributed in its entirety, without modification. All other uses are prohibited. The contents are for evaluation purposes only and you may not extract or use the fonts/artwork contained herein for any other purpose.

We claim no ownership to any trademarks included in this catalog or the fonts, they are included/presented WITHOUT any endorsement from the respective owner(s). The use of registered trademarks are restricted by Federal Law. Purchase of this font package does NOT constitute a license to illegally use any trademark. It is the purchaser's responsibility to ensure that they are complying with all applicable laws and the allowed use of a given trademark.



Warbirds Font 1.0:

The silhouette fonts have taken to the sky. This font captures World War II era American military aircraft (B17, B24, B29, C47, F4U, F6F, P47, P51, SBD, TBF, et al). Buy war bonds and avoid any unnecessary travel.

ALPHABET TRAIN FONTS:

Bringing together the silhouette fonts and lettering, these fonts work with the silhouettes to let you spell out your message.



Alphabet Train Font 2.0:

This font is a tasteful combination of the rail silhouettes and a traditional alphabet font. Your letters couple together as you type. Includes most punctuation and several special word cars (e.g., "From the desk of"). Useful for titles, page numbers, etc.. Fully compatible with my other silhouette fonts.



Boxcars (Alphabet Train Jr) Font 2.0:

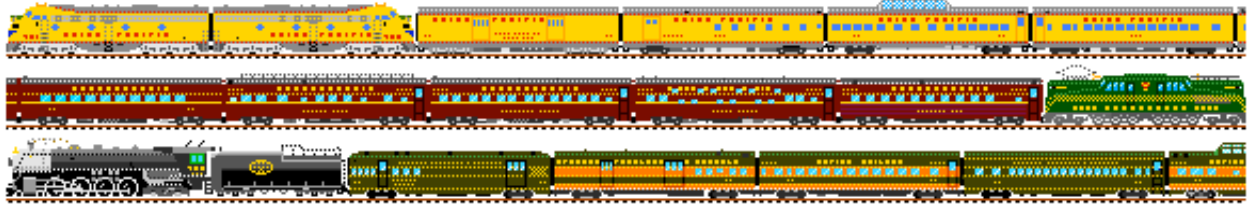
Like the original, this font will let you couple your words together. Mix things up with the other silhouette fonts for a real mixed train. Fully compatible with my other silhouette fonts.



Streamliner Font 2.0:

The third version of Alphabet Train, now you can have letters in passenger cars. Slightly different nature than the first two versions, but it will still allow you to couple up to the other silhouette fonts for a real mixed train.

MACINTOSH ONLY:



Randal Icons 1.0:

MACINTOSH ONLY. This is a collection of icons includes 9 different passenger train sets: Empire Builder, North Cost Limited, Hiawatha, Western Star, SP&S streamliner, City of Portland, Daylight, Royal Gorge, and Broadway Ltd. (86 different cars, 16 different locomotives), four freight cars and 11 heralds.

HOW TO GET THE FILES:

Visit www.RailFonts.com to order the fonts on-line or for more information.

Otherwise, use the included order form. Be sure to specify which format you need: Mac or IBM/Windows (except where noted, you will receive both True Type and Post Script versions). Indicate whether you want the fonts e-mailed (for free) or snail mailed to you on a CDROM (extra charge).

If you wish to use the fonts on more than one computer simultaneously, please pay for multiple copies. Each purchase entitles you to one active copy.

Where applicable, all artwork ©/® 1994-2007 Benn Coifman and all fonts ©/® 1994-2007 Benn Coifman.

This file, all accompanying fonts and artwork ©/® Benjamin Coifman. This file may be printed freely and distributed in its entirety, without modification. All other uses are prohibited. The contents are for evaluation purposes only and you may not extract or use the fonts/artwork contained herein for any other purpose.

We claim no ownership to any trademarks included in this catalog or the fonts, they are included/presented WITHOUT any endorsement from the respective owner(s). The use of registered trademarks are restricted by Federal Law. Purchase of this font package does NOT constitute a license to illegally use any trademark. It is the purchaser's responsibility to ensure that they are complying with all applicable laws and the allowed use of a given trademark.

Rail Font Catalog

visit: www.RailFonts.com



Return to:
 Name: _____
 Address: _____
 State/Zip: _____
 e-mail: _____
 phone: _____

I need:
 Mac format
 IBM format

(note, we will only call if there are questions about your order)

Font Package	Mac	IBM	Price	# copies	SubTotal
Rail Art	<input type="checkbox"/>	<input type="checkbox"/>	\$20	___	\$_____
More Rail Art	<input type="checkbox"/>	<input type="checkbox"/>	\$20	___	\$_____
La Grange	<input type="checkbox"/>	<input type="checkbox"/>	\$20	___	\$_____
F-7 Profile	<input type="checkbox"/>	<input type="checkbox"/>	\$15	___	\$_____
Railroad Heralds	<input type="checkbox"/>	<input type="checkbox"/>	\$25	___	\$_____
Modern Heralds	<input type="checkbox"/>	<input type="checkbox"/>	\$10	___	\$_____
Rail Dingbats	<input type="checkbox"/>	<input type="checkbox"/>	\$20	___	\$_____
Street Sign	<input type="checkbox"/>	<input type="checkbox"/>	\$20	___	\$_____
Train Tracks	<input type="checkbox"/>	<input type="checkbox"/>	\$10	___	\$_____
Train Overhead	<input type="checkbox"/>	<input type="checkbox"/>	\$10	___	\$_____
Roads	<input type="checkbox"/>	<input type="checkbox"/>	\$10	___	\$_____
RR Sign	<input type="checkbox"/>	<input type="checkbox"/>	\$10	___	\$_____

Railroad Romans

Railroad Roman	<input type="checkbox"/>	<input type="checkbox"/>	\$15	___	\$_____
Northern Pacific	<input type="checkbox"/>	<input type="checkbox"/>	\$10	___	\$_____
Southern Pacific	<input type="checkbox"/>	<input type="checkbox"/>	\$10	___	\$_____
Chesapeake Roman	<input type="checkbox"/>	<input type="checkbox"/>	\$10	___	\$_____
Marquette Roman	<input type="checkbox"/>	<input type="checkbox"/>	\$10	___	\$_____
Northwestern Rmn.	<input type="checkbox"/>	<input type="checkbox"/>	\$10	___	\$_____
Clinch Roman	<input type="checkbox"/>	<input type="checkbox"/>	\$10	___	\$_____

Column 1 Total \$_____

Font Package	Mac	IBM	Price	# copies	SubTotal
Lettering Fonts					
Chesapeake	<input type="checkbox"/>	<input type="checkbox"/>	\$15	___	\$_____
Chesapeake Alternate	<input type="checkbox"/>	<input type="checkbox"/>	\$15	___	\$_____
RioGrande	<input type="checkbox"/>	<input type="checkbox"/>	\$15	___	\$_____
Grand Central	<input type="checkbox"/>	<input type="checkbox"/>	\$10	___	\$_____
Milwaukee Herald	<input type="checkbox"/>	<input type="checkbox"/>	\$15	___	\$_____
Nickel Plate Road	<input type="checkbox"/>	<input type="checkbox"/>	\$15	___	\$_____
Redding-Mryland	<input type="checkbox"/>	<input type="checkbox"/>	\$15	___	\$_____
Pennsylvania 1930	<input type="checkbox"/>	<input type="checkbox"/>	\$15	___	\$_____
Cityof	<input type="checkbox"/>	<input type="checkbox"/>	\$15	___	\$_____
Empire Builder	<input type="checkbox"/>	<input type="checkbox"/>	\$15	___	\$_____
Zephyr	<input type="checkbox"/>	<input type="checkbox"/>	\$15	___	\$_____
Lehigh Valley	<input type="checkbox"/>	<input type="checkbox"/>	\$10	___	\$_____
Egyptian	<input type="checkbox"/>	<input type="checkbox"/>	\$10	___	\$_____
Pennsylvania Wayside	<input type="checkbox"/>	<input type="checkbox"/>	\$15	___	\$_____
Milwaukee Wayside	<input type="checkbox"/>	<input type="checkbox"/>	\$15	___	\$_____
Seaboard	<input type="checkbox"/>	<input type="checkbox"/>	\$10	___	\$_____
Atlantic-New Haven	<input type="checkbox"/>	<input type="checkbox"/>	\$15	___	\$_____
Atlantic Alternate	<input type="checkbox"/>	<input type="checkbox"/>	\$10	___	\$_____
Seaboard-Block	<input type="checkbox"/>	<input type="checkbox"/>	\$15	___	\$_____
ChesC	<input type="checkbox"/>	<input type="checkbox"/>	\$15	___	\$_____
Gotthard	<input type="checkbox"/>	<input type="checkbox"/>	\$10	___	\$_____
Burlington	<input type="checkbox"/>	<input type="checkbox"/>	\$10	___	\$_____
Illinois Central	<input type="checkbox"/>	<input type="checkbox"/>	\$10	___	\$_____
Illinois Central Alternate	<input type="checkbox"/>	<input type="checkbox"/>	\$10	___	\$_____
Extra Gray	<input type="checkbox"/>	<input type="checkbox"/>	\$10	___	\$_____
Great Western	<input type="checkbox"/>	<input type="checkbox"/>	\$10	___	\$_____
Consolidated	<input type="checkbox"/>	<input type="checkbox"/>	\$10	___	\$_____
Jade Green	<input type="checkbox"/>	<input type="checkbox"/>	\$10	___	\$_____
Monon	<input type="checkbox"/>	<input type="checkbox"/>	\$10	___	\$_____
Transportation Corps	<input type="checkbox"/>	<input type="checkbox"/>	\$10	___	\$_____
Alaska	<input type="checkbox"/>	<input type="checkbox"/>	\$10	___	\$_____
Daylight 1937	<input type="checkbox"/>	<input type="checkbox"/>	\$20	___	\$_____
Daylight 1947	<input type="checkbox"/>	<input type="checkbox"/>	\$20	___	\$_____
Daylight 1958	<input type="checkbox"/>	<input type="checkbox"/>	\$20	___	\$_____
All 3 Daylight fonts	<input type="checkbox"/>	<input type="checkbox"/>	\$50	___	\$_____

Column 2 Total \$_____

prices are current as of April 2007
 may be subject to change without notice

Column 1 Total	\$_____	(above)
Column 2 Total	\$_____	(to the right)
Column 3 Total	\$_____	(next page)
IL residents add 6.7% tax	\$_____	
CDROM s/h <input type="checkbox"/>	\$7.95	} choose one
e-mail s/h <input type="checkbox"/>	free	
Web Download s/h <input type="checkbox"/>	free	
Total	\$_____	(US \$ only)
(contact us at help@RailFonts.com for CDROM's outside the US)		

Include a check for total amount payable to Benn Coifman and send form to:



Benn Coifman
 c/o Ribbon Rail Productions
 407 East Chippewa St.
 Dwight, IL 60420

Don't forget to include the next page if you are ordering any of the fonts listed on it!

Rail Font Catalog

visit: www.RailFonts.com



Return to:
 Name: _____
 Address: _____
 State/Zip: _____
 e-mail: _____
 phone: _____

I need:
 Mac format
 IBM format

(note, we will only call if there are questions about your order)

Feel free to give your comments, questions or idle doodles here

Font Package	Mac	IBM	Price	# copies	SubTotal
Silhouette Fonts					
Steam-1880	<input type="checkbox"/>	<input type="checkbox"/>	\$10	___	\$_____
Steam Locomotives	<input type="checkbox"/>	<input type="checkbox"/>	\$10	___	\$_____
Heavyweight	<input type="checkbox"/>	<input type="checkbox"/>	\$10	___	\$_____
Passenger	<input type="checkbox"/>	<input type="checkbox"/>	\$10	___	\$_____
Freight	<input type="checkbox"/>	<input type="checkbox"/>	\$10	___	\$_____
Modern Passenger	<input type="checkbox"/>	<input type="checkbox"/>	\$10	___	\$_____
Fast Track	<input type="checkbox"/>	<input type="checkbox"/>	\$10	___	\$_____
Transit	<input type="checkbox"/>	<input type="checkbox"/>	\$10	___	\$_____
Signals	<input type="checkbox"/>	<input type="checkbox"/>	\$10	___	\$_____
Signals 2nd Section	<input type="checkbox"/>	<input type="checkbox"/>	\$10	___	\$_____
1940's Autos	<input type="checkbox"/>	<input type="checkbox"/>	\$10	___	\$_____
Warbird Airplanes	<input type="checkbox"/>	<input type="checkbox"/>	\$10	___	\$_____
Alphabet Trains					
Alphabet Train	<input type="checkbox"/>	<input type="checkbox"/>	\$10	___	\$_____
Boxcars	<input type="checkbox"/>	<input type="checkbox"/>	\$10	___	\$_____
Streamliner	<input type="checkbox"/>	<input type="checkbox"/>	\$10	___	\$_____
Crossword	<input type="checkbox"/>	<input type="checkbox"/>	\$10	___	\$_____
Randal Icons	<input type="checkbox"/>	Mac only	\$15	___	\$_____


Column 3 Total \$_____

Calculate s/h and tax on this page ONLY if you are NOT ordering any fonts from the previous page

prices are current as of April 2007
 may be subject to change without notice

Column 3 Total	\$	_____
IL residents add 6.7% tax	\$	_____
CDROM s/h	<input type="checkbox"/>	\$7.95
e-mail s/h	<input type="checkbox"/>	free
Web Download s/h	<input type="checkbox"/>	free
} choose one		
Total	\$	_____ (US \$ only)
(contact us at help@RailFonts.com for CDROM's outside the US)		

Include a check for total amount payable to Benn Coifman and send form to:



Benn Coifman
 c/o Ribbon Rail Productions
 407 East Chippewa St.
 Dwight, IL 60420